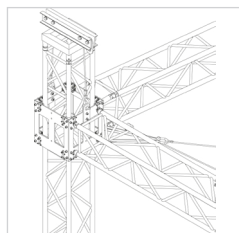
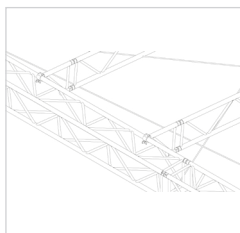
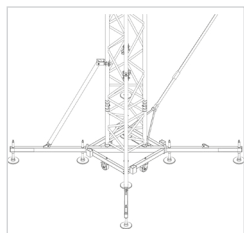
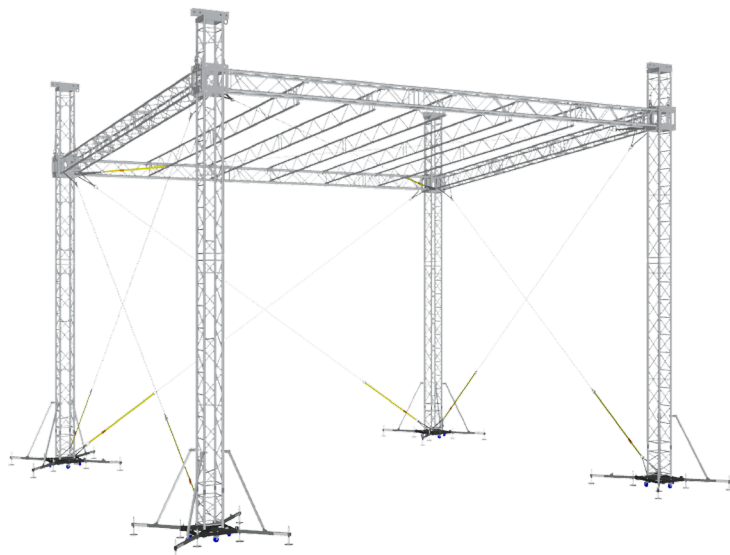




## SRS

The systems of the **STAGE series** are designed to offer a standard modularity in roofing project of small events or exhibitions stand.

The three different models (double, slope and arch) are developed with the **POWERTRUSS** trusses in mind, granting reduced mounting times and adding greater versatility in different configurations



### Technical data

### Stage Dim.

SRS30M0604	6x4.5x5 m
SRS30M0806	8x6.5x7 m
SRS40M1008	10x8.5x8 m

### Optional accessories

**CRSRSM0604:** Canopy for SRS roof construction 6m x 4.5m x 5

**CRSRSM0806:** Canopy for SRS roof construction 8m x 6.5m x 7m

**CRSRSM1008:** Canopy for SRS roof construction 10m x 8.5m x 8m

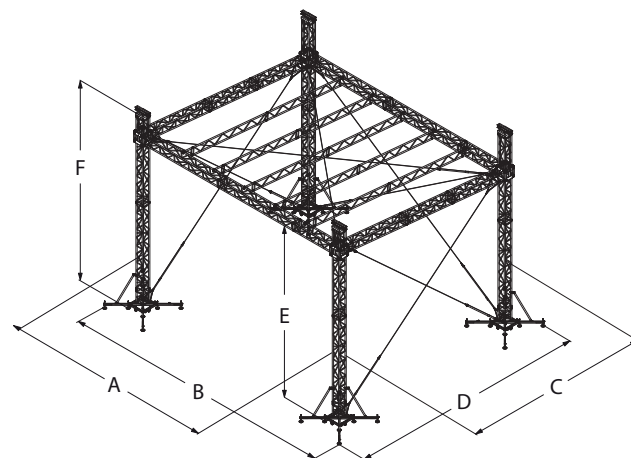
**SWSRSM0604:** Side wall for SRS roof construction 6m x 4.5m x 5m

**SWSRSM0806:** Side wall for SRS roof construction 8m x 6.5m x 7m

**SWSRSM1008:** Side wall for SRS roof construction 10m x 8.5m x 8m

### Code

	A	B	C	D	E	F
<b>SRS30M0604</b>	6x4.5x5m	613.8 cm	834.9 cm	448.9 cm	697.5 cm	448 cm
<b>SRS30M0806</b>	8x6.5x7m	813.8 cm	1062.4 cm	648.9 cm	895.6 cm	674.5 cm
<b>SRS40M1008</b>	10x8.5x8m	1013.8 cm	1262.4 cm	848.9 cm	1095.6 cm	874.5 cm

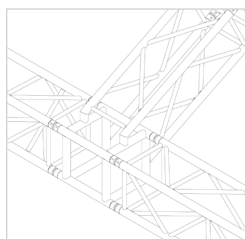
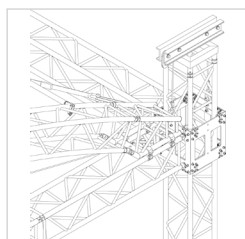
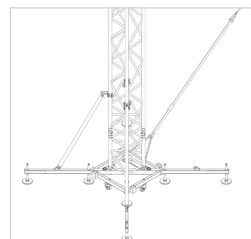
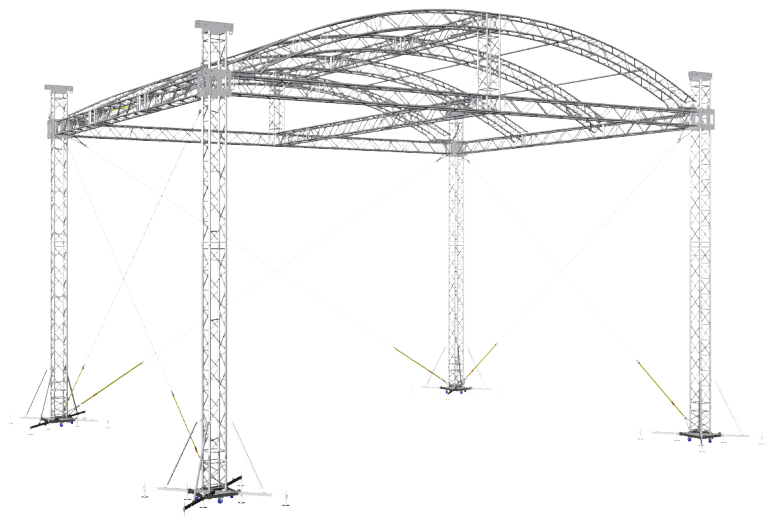




## SRA

The systems used in the STAGE series are designed to offer a standard modularity in the roofing of small events or exhibition stands.

The three different models (double, slope and arch) are developed with the POWERTRUSS trusses in mind, granting reduced mounting times and adding greater versatility in different configurations



### Technical data

	Stage Dim.
SRA30M0807	8.5x7x8 m
SRA40M1008	10.5x8x8 m
SRA40M1210	12.5x10x8 m

### Optional accessories

**CRSRAM0807:** Canopy for SRA roof construction 8.5m x 7m x 8m

**CRSRAM1008:** Canopy for SRA roof construction 10.5m x 8m x 8m

**CRSRAM1210:** Canopy for SRA roof construction 12.5m x 10m x 8m

**SWSRAM0807:** Side wall for SRA roof construction 8.5m x 7m x 8m

**SWSRAM1008:** Side wall for SRA roof construction 10.5m x 8m x 8m

**SWSRAM1210:** Side wall for SRA roof construction 12.5m x 10m x 8m

### Code

	A	B	C	D	E	F
<b>SRA30M0807</b>	863 cm	1112 cm	584 cm	833 cm	670 cm	845 cm
<b>SRA40M1008</b>	1097 cm	1355 cm	829 cm	1087 cm	788 cm	984 cm
<b>SRA40M1210</b>	1266 cm	1525 cm	1019 cm	1278 cm	782 cm	1000 cm

